

S - Prestazioni / Performance / Performances / Leistungen / Prestaciones / 性能

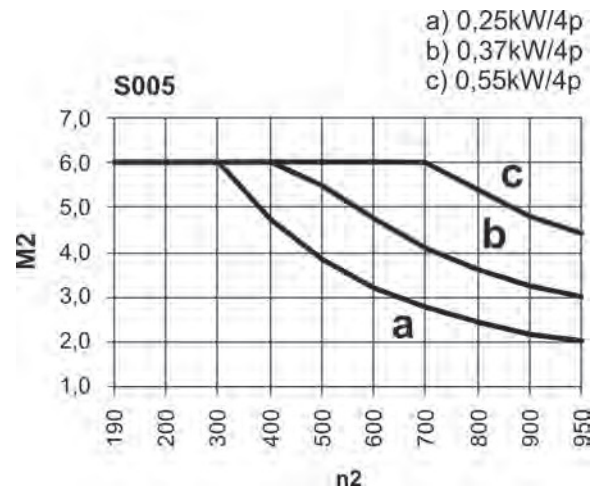
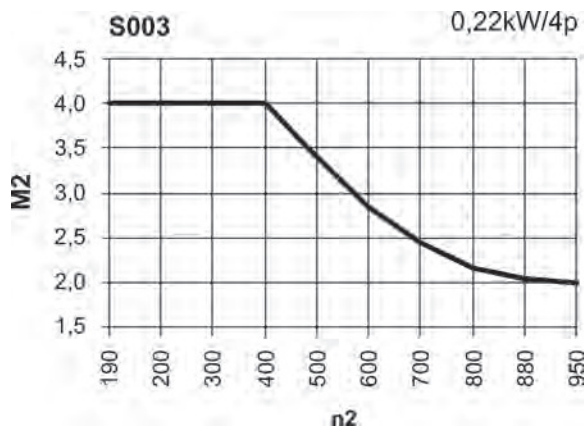
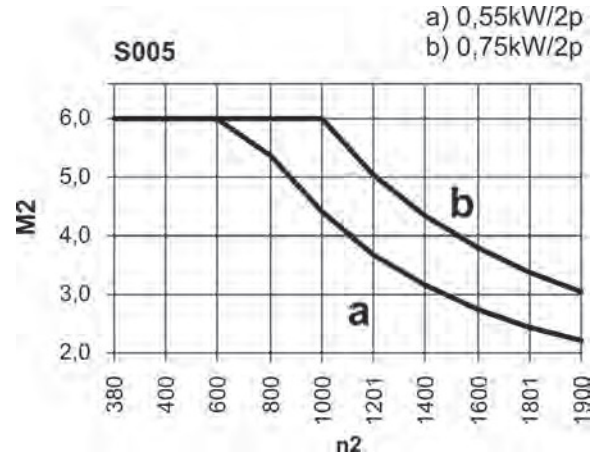
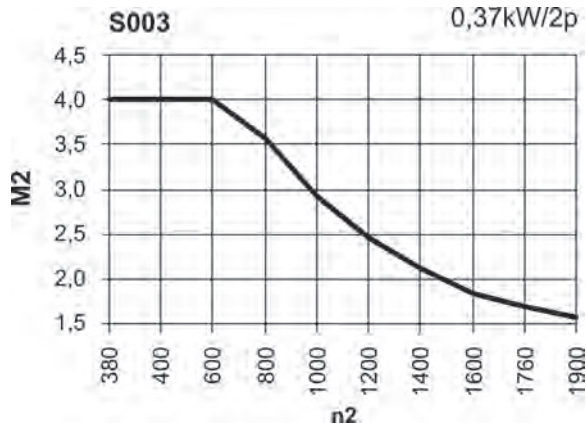
MOTOVARIATORI / MOTOVARIATOR / MOTOVARIATEUR /
VERSTELLGETRIEBE / VARIADOR DE VELOCIDAD / 电机变速器

DIFFERENZIALE / DIFFERENTIAL / DIFFERENTIEL /
DIFFERENTIAL / DIFERENCIAL / 差速器

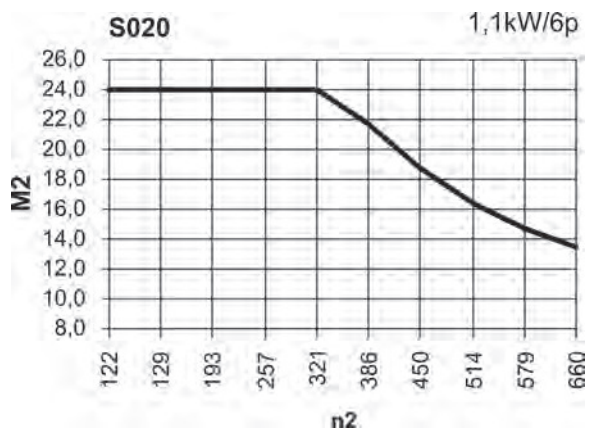
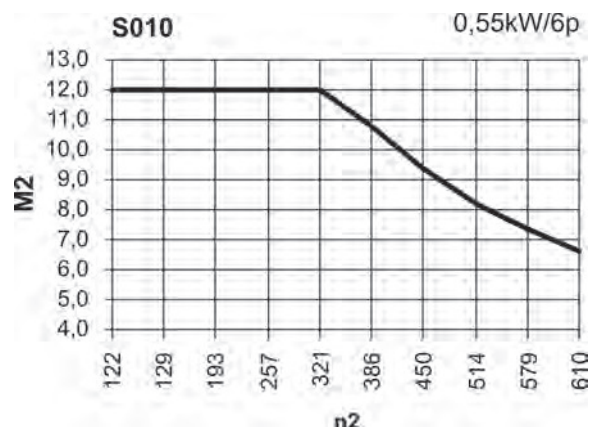
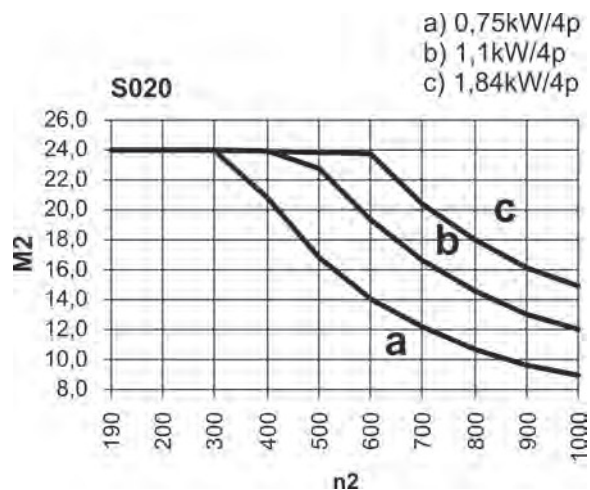
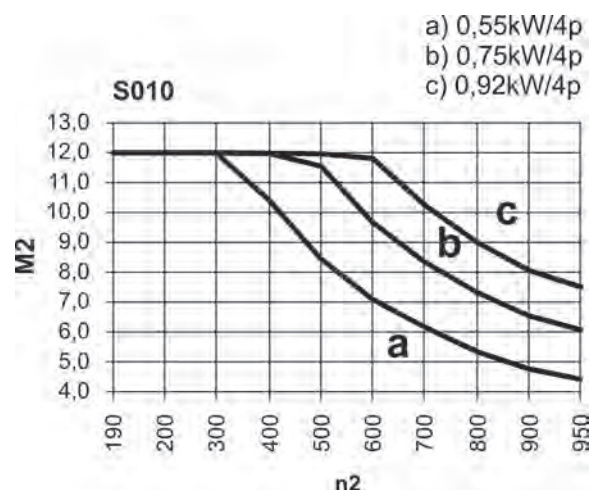
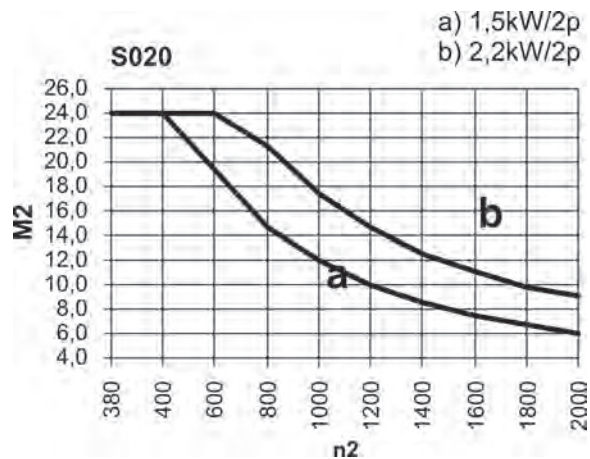
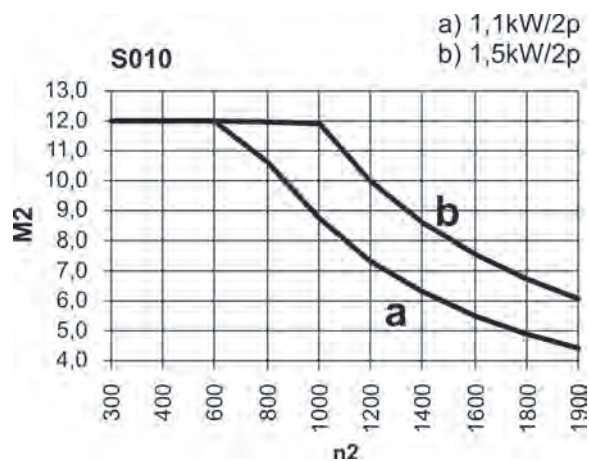
P1 (kW)			n1 1/min	n2 (a) 1/min	n2 (b) 1/min	M2 (a) Nm	M2 (b) Nm	Fr2 (a) N	Fr2 (b) N		n2 max 1/min	n2 min 1/min	M2 max Nm
0,15	S003	63C 6	900	620	125	2,1	4	500	700	-	-	-	-
0,22	S003	63C 4	1400	950	190	2	4	440	760	-	-	-	-
0,25	S005	71A 4	1400	950	190	2	6	802	1120	-	-	-	-
	S005	71B 6	900	610	122	3	6	930	1120	SD005	610	0	6
0,37	S003	63C 2	2800	1900	380	1,7	4	340	670	-	-	-	-
	S005	71B 4	1400	950	190	3	6	810	1120	SD005	950	0	6
0,55	S005	71B 2	2800	1900	380	2,2	6	640	1120	SD005	1900	0	6
	S005	71C 4	1400	950	190	4,4	6	720	1120	SD005	950	0	6
	S010	80A 4	1400	950	190	4,4	12	930	1910	-	-	-	-
	S010	80B 6	900	610	122	6,6	12	1080	1910	SD010	610	0	12
0,75	S005	71C 2	2800	1900	380	3	6	640	1120	SD005	1900	0	6
	S010	80B 4	1400	950	190	6	12	940	1640	SD010	950	0	12
0,92	S010	80C 4	1400	950	190	7,5	12	870	1640	SD010	950	0	12
1,10	S010	80B 2	2800	1900	380	4,4	12	740	1300	SD010	1900	0	12
	S020	90S 4	1400	1000	190	9	24	1130	1960	SD020	1000	0	24
	S020	90L 6	900	660	122	13,5	24	1300	2290	SD020	660	0	24
1,50	S010	80C 2	2800	1900	380	6	12	740	1300	SD010	1900	0	12
	S020	90S 2	2800	2000	380	6	24	890	1560	SD020	2000	0	24
	S020	90L 4	1400	1000	190	12	24	1130	1960	SD020	1000	0	24
	S030	100LA 6	900	660	122	18	48	2570	4540	SD030	660	0	48
1,84	S020	90L L 4	1400	1000	190	15	24	1050	1960	SD020	1000	0	24
2,20	S020	90L 2	2800	2000	380	9	24	890	1560	SD020	2000	0	24
	S030	100LA 4	1400	1000	190	18	48	2240	3890	SD030	1000	0	48
	S050	112M 6	900	660	122	27	64	2570	4540	SD050	660	0	64
3,00	S030	100LB 4	1400	1000	190	24	48	2240	3890	SD030	1000	0	48
4,00	S050	112M 4	1400	1000	190	32	64	2240	3890	SD050	1000	0	64
4,80	S050	112MS 4	1400	1000	190	40	64	2010	3890	SD050	1000	0	64
5,50	S100	132S 4	1400	1000	190	44	144	2900	5050	SD100	1000	0	144
	S100	132M 6	900	660	122	66	144	3330	5890	SD100	660	0	144
7,50	S100	132L 4	1400	1000	190	60	144	2900	5050	SD100	1000	0	144
9,20	S100	132M 4	1400	1000	190	74	144	2900	5050	SD100	1000	0	144

- (a) Valori relativi alla velocità max.
(a) Values relating to maximum speed
(a) Valeurs relatifs au vitesse maximum
(a) Angaben im oberen Drehzahlbereich
(a) Valores relativos a la velocidad máxima
(a) 与最大速度有关的数值
- (b) Valori relativi alla velocità min.
(b) Values relating to minimum speed
(b) Valeurs relatifs au vitesse minimum
(b) Angaben im unteren Drehzahlbereich
(b) Valores relativos a la velocidad mínima
(b) 与最小速度有关的数值

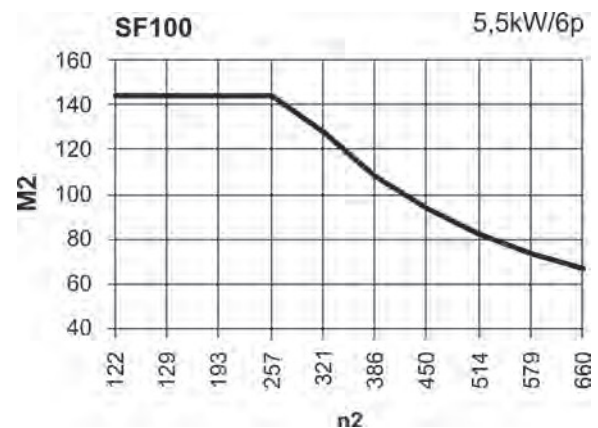
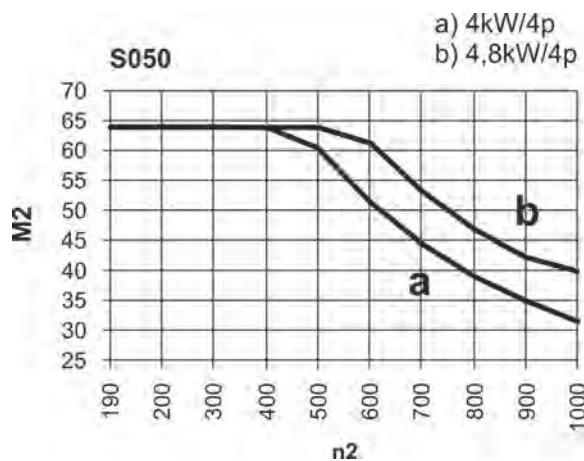
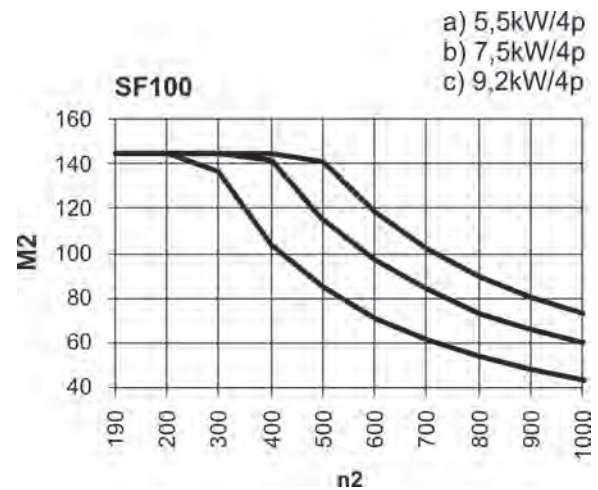
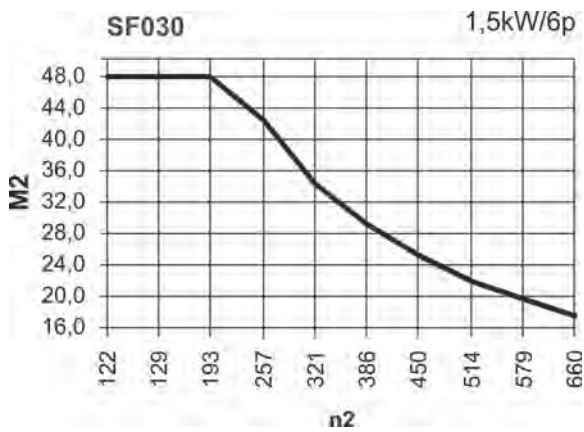
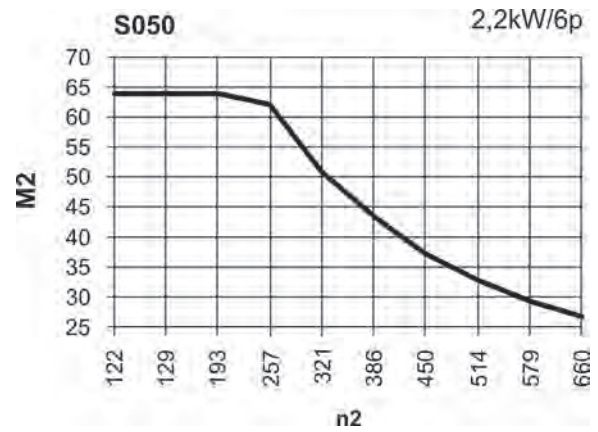
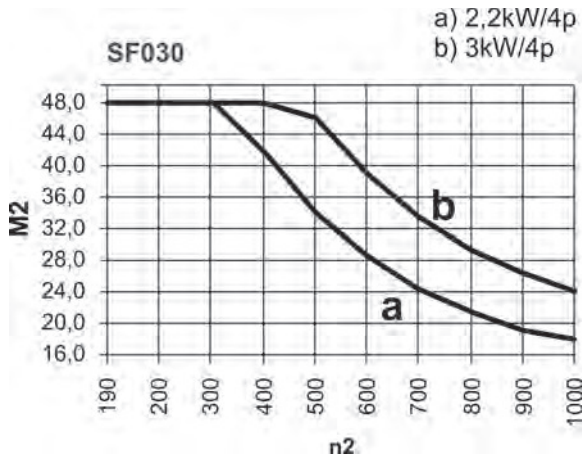
S - Curve prestazioni / Performance curves / Courbes de performances /
Leistungskurven / Curvas de prestaciones / 性能曲线



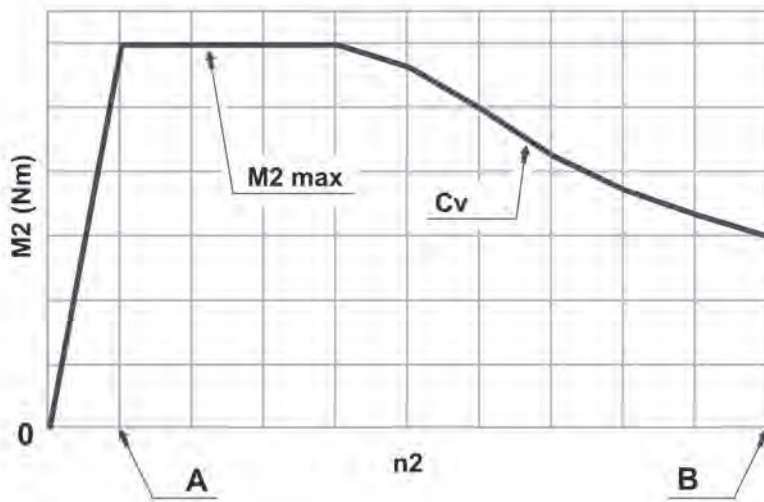
S - Curve prestazioni / Performance curves / Courbes de performances /
Leistungskurven / Curvas de prestaciones / 性能曲线



S - Curve prestazioni / Performance curves / Courbes de performances /
Leistungskurven / Curvas de prestaciones / 性能曲线



S - Curve prestazioni / Performance curves / Courbes de performances /
Leistungskurven / Curvas de prestaciones / 性能曲线



Curva di coppia con differenziale

IT

La curva di coppia "Cv" del motovariatore con differenziale dal punto "n(b)" al punto "n(a)" corrisponde alla curva di coppia del corrispondente motovariatore senza differenziale.

In corrispondenza del punto "n(b)" la curva di coppia del motovariatore con differenziale scende sino a 0, in questa area la prestazione del gruppo può non essere regolare e presentare problematiche di slittamento. Occorre pertanto verificare con estrema attenzione la coppia richiesta dalla macchina.

Torque curve with differential device

UK

"Cv" torque curve of the motovariator with differential device, from "n(b)" to "n(a)", corresponds to the same motovariator without differential device.

Close to point "n(b)", torque curve of motovariator with differential goes down to 0, in this area the performance could be irregular and cause slipping problems to satellite. Therefore it is necessary to accurately verify application torque.

Courbe de couple avec différentiel

FR

La courbe de couple "Cv" du motovariateur avec différentiel du point n(b) jusqu'à le point n(a) correspond à la courbe de couple du même motovariateur sans différentiel.

Près du point A la courbe de couple du motovariateur avec différentiel baisse jusqu'à 0, dans cette zone la performance du groupe peut être irrégulière et présenter des problèmes de glissement. Donc il faut bien vérifier le couple demandé par l'application.

Drehmomentkurve mit differentialgetriebe

DE

Drehmomentkurve (Cv) für Verstellgetriebe mit Differential. Von Punkt A nach Punkt B: Drehmomentkurve Verstellgetriebe ohne Differential. Bei Drehzahl (n2) gegen 0 U./min., kann es zu Problemen mit der Getriebeleistung, sowie zu Unregelmäßigkeiten durch Schlupf kommen. Anwendung auf die geforderten Drehmomente hin überprüfen.

Curva con diferencial

ES

La curva de par "cv" del motovariador con diferencial del punto "n(b)" al punto "n(a)" corresponde a la curva de par del motovariador sin diferencial. Por debajo del punto "n(b)" la curva de par del motovariador con diferencia descende hacia 0, en esta área las prestaciones podrían ser irregulares y presentar problemas de deslizamiento. Es necesario por lo tanto verificar con atención el par solicitado por la maquinaria.

带有差速器的电机变速器的扭矩曲线

CN

带有差速器的电机变速器的"Cv"扭矩曲线，从 $i^n(b)_\pm$ 到 $i^n(a)_\pm$ ，对应于相同的不带有差速器的电机变速器。

接近 i^n 在该区域，性能是不规则的，可能产生向卫星滑动的问题。因此，必须精确地查证应用扭矩。